



JANGRO Product Guide




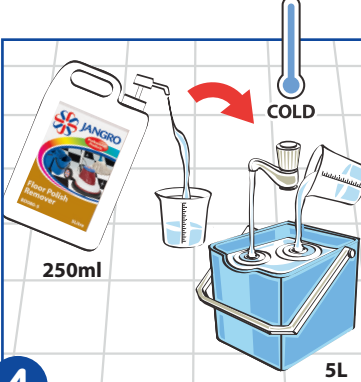
Floor Polish Remover BD080-5




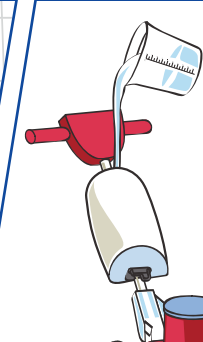
- 

1 Use appropriate PPE as indicated in COSHH/REACH data.
- 

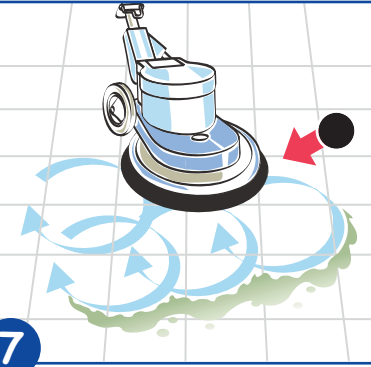
2 Place safety signs.
- 


3 Sweep floor.
- 


4 Dilute 250ml per 5 litres of cold water.
- 


5 Mop solution onto floor or add to solution tank of scrubbing machine.
- 

6 Leave for 5 minutes.

- 

7 Machine scrub using an overlapping pattern with black stripping pad.
 - 

8 Remove slurry with wet suction machine or mop.
 - 

9 Rinse well with clean, cold water.
 - 

10 Once surface is dry, remove safety signs.
- NEXT STEP - Use Jangro Wet Look Floor Polish, BD010-5.

Health & Safety
Please refer to relevant
COSHH Sheet.